



# 2010-2011 GMT Reports for District (or Undistricted) **District 5M 11 MINNESOTA**

GMT: **Doctor PATTI HILL PhD**

Location: **MINNESOTA**

GMT CA: **2**

## CLUBS

**Club Results**  
2010-2011

**Clubs**  
2009-2010

Month	New Club Goal	Actual New Clubs	Actual Dropped Clubs	Gain/Loss of Clubs	Gain/Loss of Clubs
Jul/Aug/Sep	0	0	0	0	0
<b>Totals</b>	<b>0</b>	<b>0</b>	<b>0</b>	<b>0</b>	<b>0</b>

### Club Results 2010-2011

Goal, New, Dropped, Gain/Loss



## MEMBERSHIP

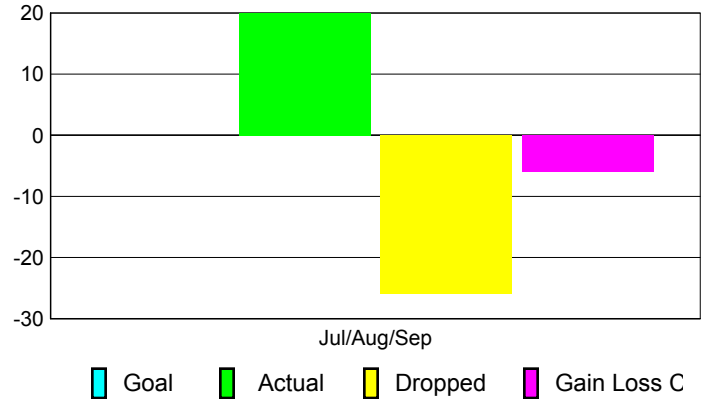
**Membership Results**  
2010-2011

**Membership**  
2009-2010

Month	Net Memb Goal	Actual New Memb	Actual Dropped Memb	Gain/Loss of Memb	Gain/Loss of Memb
Jul/Aug/Sep	0	20	-26	-6	-5
<b>Totals</b>	<b>0</b>	<b>20</b>	<b>-26</b>	<b>-6</b>	<b>-5</b>

### Membership Results 2010-2011

Goal, New, Dropped, Gain/Loss



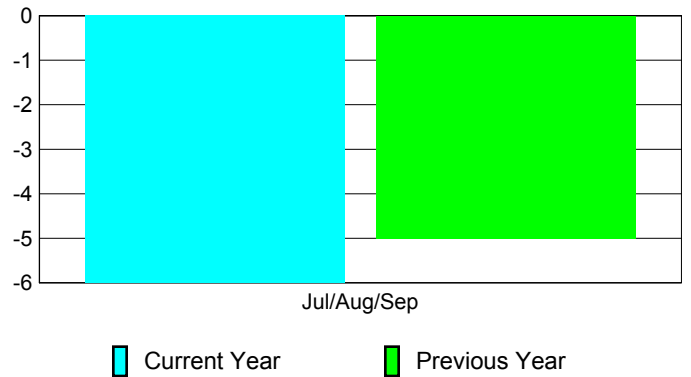
### Comparison of Club Gain/Loss

Current Year Compared to the Previous Year



### Comparison of Membership Gain/Loss

Current Year Compared to the Previous Year

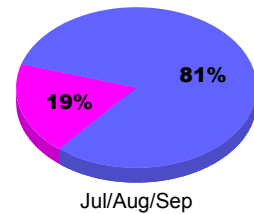


### YTD Status Quo Clubs 2010-2011

Status Quo Clubs Compared to Status Quo Members



### Gender Comparison 2010-2011



Male Female



# 2010-2011 GMT Reports for District (or Undistricted) **District 5M 11 MANITOBA**

GMT: **Doctor PATTI HILL PhD**

Location: **MANITOBA**

GMT CA: **2**

## CLUBS

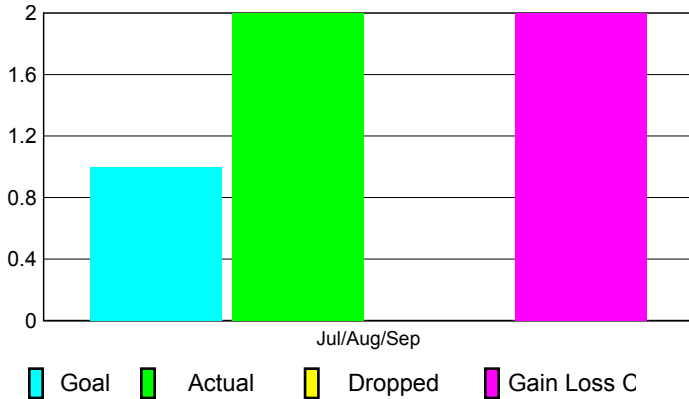
Club Results  
2010-2011

Clubs  
2009-2010

Month	New Club Goal	Actual New Clubs	Actual Dropped Clubs	Gain/Loss of Clubs	Gain/Loss of Clubs
Jul/Aug/Sep	1	2	0	2	0
<b>Totals</b>	<b>1</b>	<b>2</b>	<b>0</b>	<b>2</b>	<b>0</b>

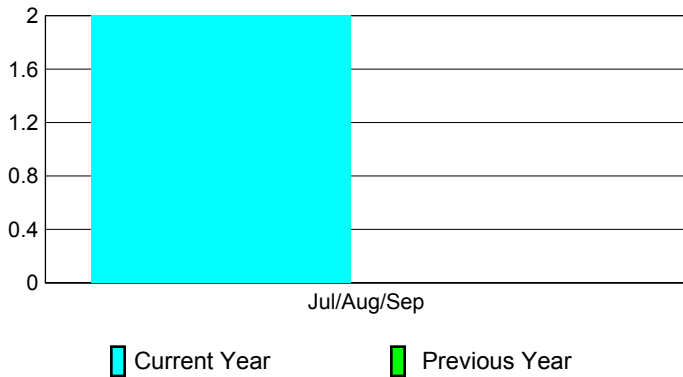
### Club Results 2010-2011

Goal, New, Dropped, Gain/Loss




### Comparison of Club Gain/Loss

Current Year Compared to the Previous Year



### YTD Status Quo Clubs 2010-2011

Status Quo Clubs Compared to Status Quo Members



## MEMBERSHIP

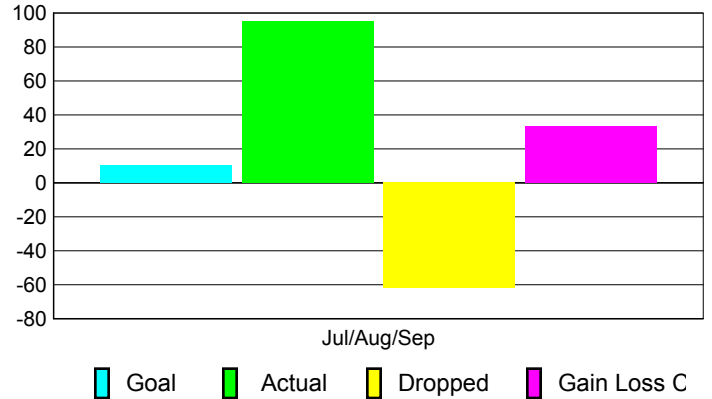
Membership Results  
2010-2011

Membership  
2009-2010

Month	Net Memb Goal	Actual New Memb	Actual Dropped Memb	Gain/Loss of Memb	Gain/Loss of Memb
Jul/Aug/Sep	10	95	-62	33	-9
<b>Totals</b>	<b>10</b>	<b>95</b>	<b>-62</b>	<b>33</b>	<b>-9</b>

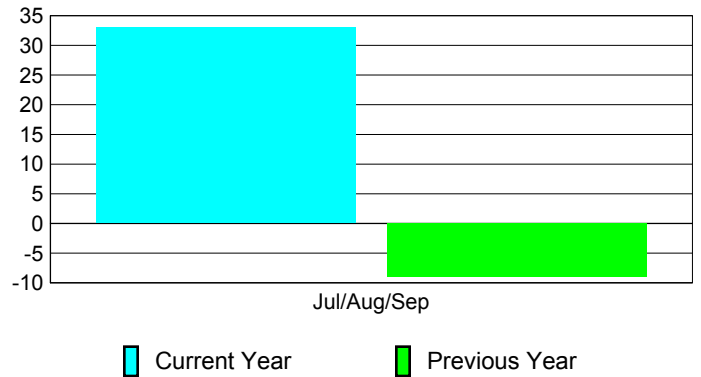
### Membership Results 2010-2011

Goal, New, Dropped, Gain/Loss

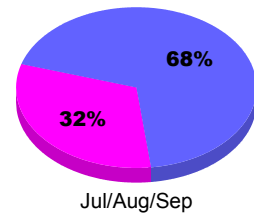


### Comparison of Membership Gain/Loss

Current Year Compared to the Previous Year



### Gender Comparison 2010-2011



■ Male      ■ Female